

230 V 1 Ph luftgekühlt

400 V 3 Ph wassergekühlt

EBM-K EBL-K Seri e
P = 1800 / 2300 W

PB WX2
101152
P = 3,5 kW

Be lu ga wx2
101187 n = 1500 min⁻¹
101188 n = 2400 min⁻¹
P = 3,5 kW

Be lu ga wx2 FH
101096 n = 1500 min⁻¹
101092 n = 2400 min⁻¹
P = 3,5 kW

PB WX 8 / 10 VB
101290
P = 8 / 11 kW

PB WX 8 / 10
100260
P = 8 / 11 kW

Be lu ga wx8
101085 n = 1500 min⁻¹
101183 n = 2400 min⁻¹
P = 8 kW


Be lu ga wx8 FH
101118 n = 1500 min⁻¹
101093 n = 2400 min⁻¹
P = 8 kW

ORCA Mx10
100265
n1 = 1500 min⁻¹
n2 = 3000 min⁻¹
P = 11 kW

ORCA Wx10 E
101189
n1 = 250 min⁻¹
n2 = 550 min⁻¹
P = 11 kW


ORCA Ax10
100167 n = 2900 min⁻¹
P = 11 kW

Wechselb ohrk opf - Systeme
301000 Rotor NT
301008 Rotor T
301253 Rotor N
101200 Rotor SK
101018 Rotor M16
101203 Rotor WS

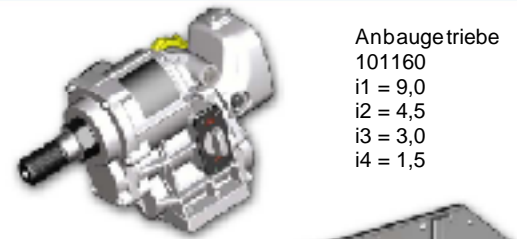


Winkelge triebe
101048
i1 = 1,52
i2 = 0,66

Handgriff
400961



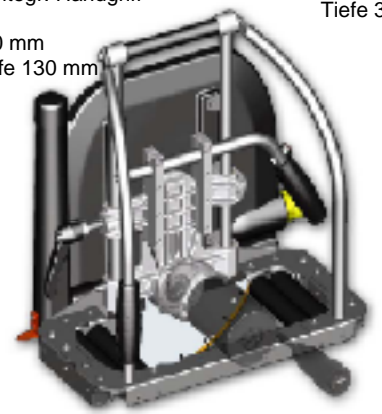
Anbauges triebe
101160
i1 = 9,0
i2 = 4,5
i3 = 3,0
i4 = 1,5



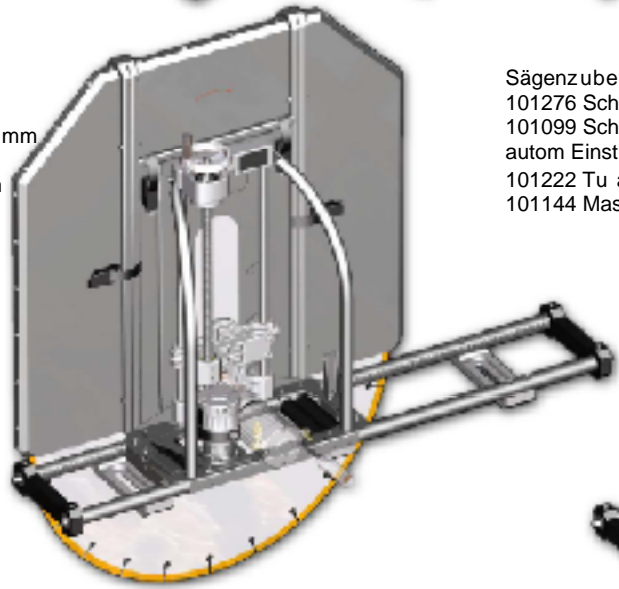
Squatina 400 FH
101190
Handsägenvorsatz
Blatt - Ø 400 mm
Schnitt - Tiefe 175 mm



Squatina 350
101039 ohne Handgriff
100264 mit integr. Handgriff
Handsäge
Blatt - Ø 350 mm
Schnitt - Tiefe 130 mm



Squatina 800
101076
Wandsäge
Blatt - Ø 800 mm
Schnitt -
Tiefe 330 mm



Sägenu behör
101276 Schutz Bündigschnitt
101099 Schienensystem
autom Einstichvorschub:
101222 Tu alic VX 08
101144 Maschinenhalter

